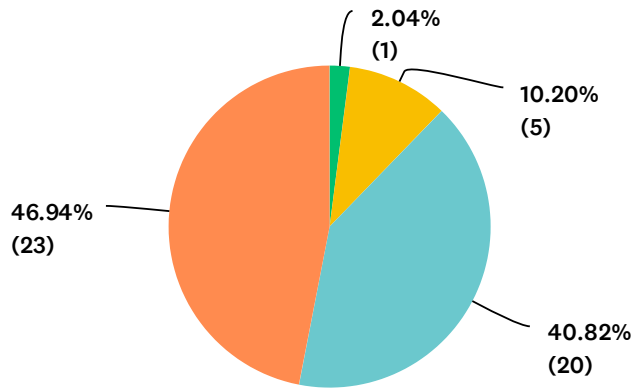


Q2 Overall, how satisfied were you with the EUCG 2021 Fall Virtual Workshop?

Answered: 49 Skipped: 0

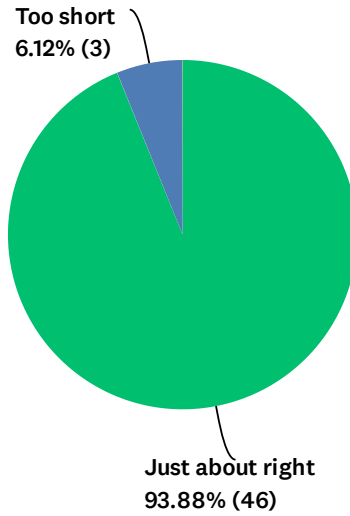


■ 1 - Very Unsatisfied
 ■ 2
 ■ 3
 ■ 4
 ■ 5 - Very Satisfied

	1 - VERY UNSATISFIED	2	3	4	5 - VERY SATISFIED	TOTAL	WEIGHTED AVERAGE
☆	2.04%	0.00%	10.20%	40.82%	46.94%	49	4.31
	1	0	5	20	23		

Q3 How was the length of the virtual workshop:

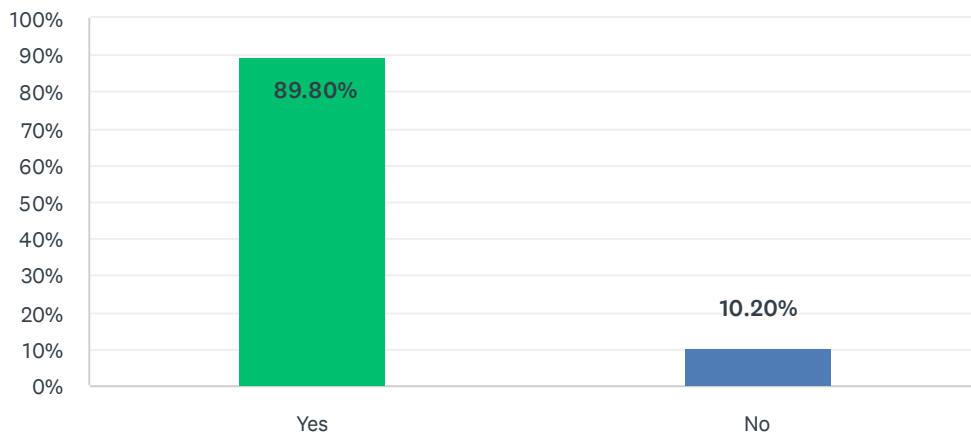
Answered: 49 Skipped: 0



ANSWER CHOICES	RESPONSES	
Just about right	93.88%	46
Too short	6.12%	3
Too long	0.00%	0
TOTAL		49

Q4 Did you learn actionable information that will help you in your work life?

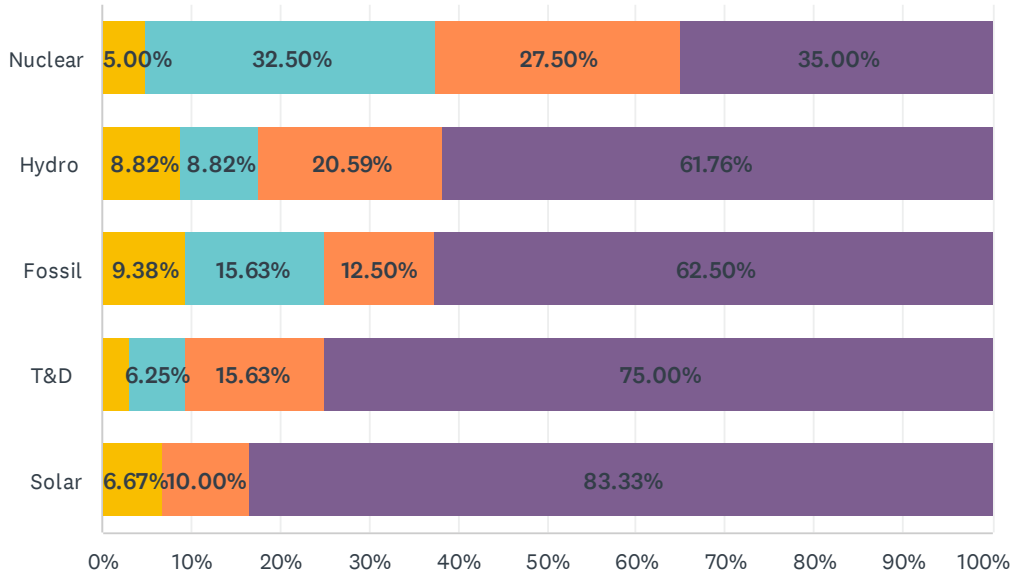
Answered: 49 Skipped: 0



ANSWER CHOICES	RESPONSES	
Yes	89.80%	44
No	10.20%	5
TOTAL		49

Q5 Please rate the content and subject matter of the committee sessions that you attended. Select N/A for committees that you did not attend.

Answered: 49 Skipped: 0

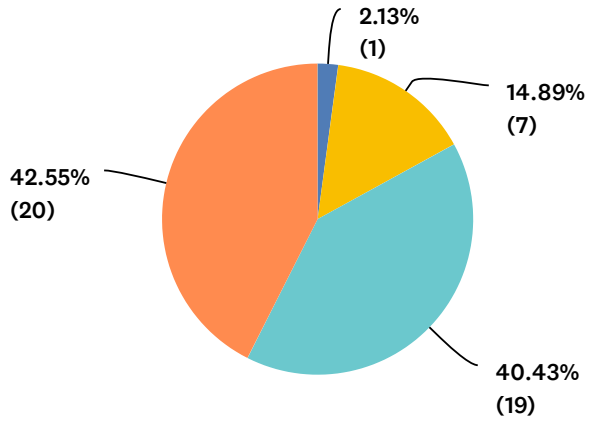


1 - Not useful 2 3 4 5 - Very Useful N/A

	1 - NOT USEFUL	2	3	4	5 - VERY USEFUL	N/A	TOTAL	WEIGHTED AVERAGE
Nuclear	0.00% 0	0.00% 0	5.00% 2	32.50% 13	27.50% 11	35.00% 14	40	4.35
Hydro	0.00% 0	0.00% 0	8.82% 3	8.82% 3	20.59% 7	61.76% 21	34	4.31
Fossil	0.00% 0	0.00% 0	9.38% 3	15.63% 5	12.50% 4	62.50% 20	32	4.08
T&D	0.00% 0	0.00% 0	3.13% 1	6.25% 2	15.63% 5	75.00% 24	32	4.50
Solar	0.00% 0	0.00% 0	6.67% 2	0.00% 0	10.00% 3	83.33% 25	30	4.20

Q6 Please rate the content and subject matter of the Keynote Panel Address “Managing and Mitigating Security Threats”.

Answered: 47 Skipped: 2

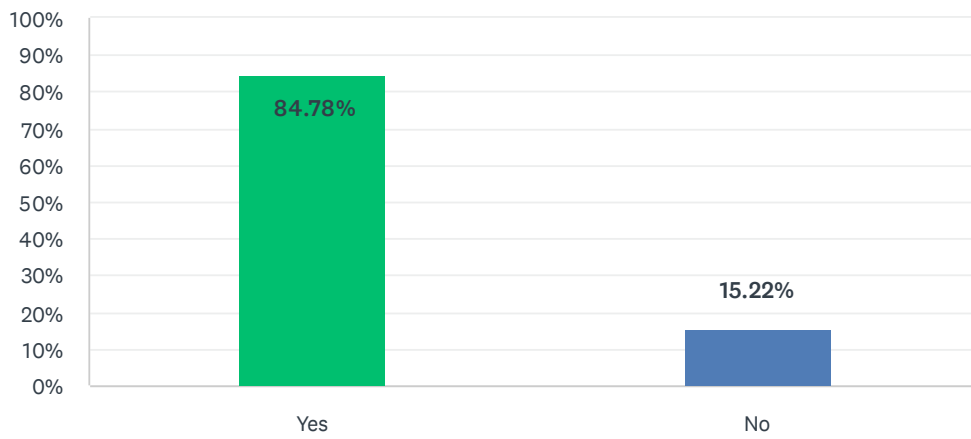


■ 1 - Very Unsatisfied
 ■ 2
 ■ 3
 ■ 4
 ■ 5 - Very Satisfied

	1 - VERY UNSATISFIED	2	3	4	5 - VERY SATISFIED	TOTAL	WEIGHTED AVERAGE
☆	0.00%	2.13%	14.89%	40.43%	42.55%	47	4.23
	0	1	7	19	20		

Q7 Would you like to see more joint and open committee sessions?

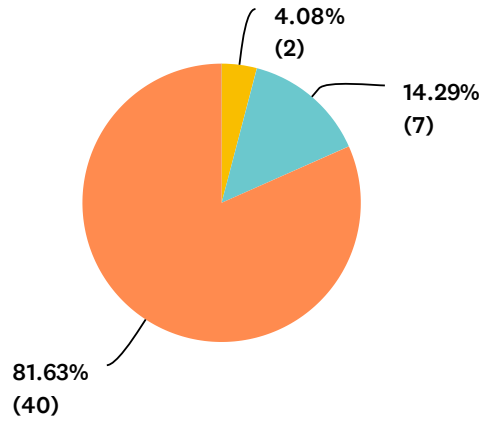
Answered: 46 Skipped: 3



ANSWER CHOICES	RESPONSES	
Yes	84.78%	39
No	15.22%	7
TOTAL		46

Q8 How satisfied were you with the registration process?

Answered: 49 Skipped: 0

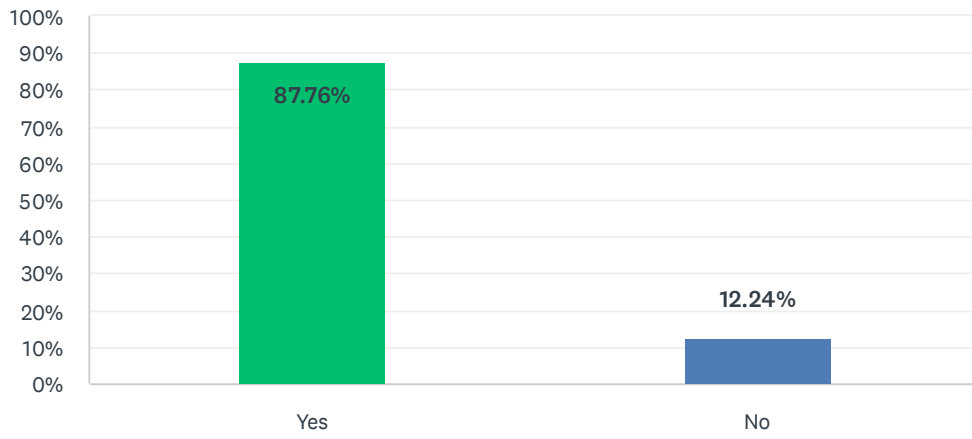


■ 1 - Very Unsatisfied
 ■ 2
 ■ 3
 ■ 4
 ■ 5 - Very Satisfied

	1 - VERY UNSATISFIED	2	3	4	5 - VERY SATISFIED	TOTAL	WEIGHTED AVERAGE
☆	0.00%	0.00%	4.08%	14.29%	81.63%	49	4.78
	0	0	2	7	40		

Q9 Would you say the virtual workshop was interactive?

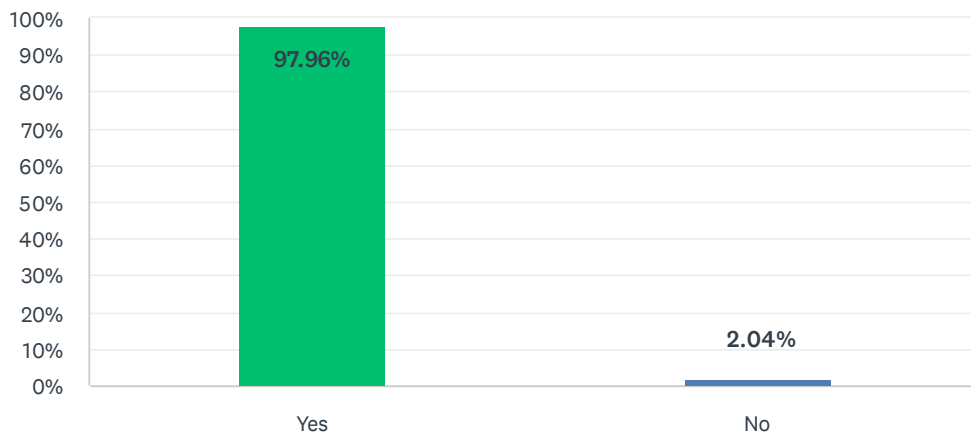
Answered: 49 Skipped: 0



ANSWER CHOICES	RESPONSES	
Yes	87.76%	43
No	12.24%	6
TOTAL		49

Q10 Do you think the workshop was well organized?

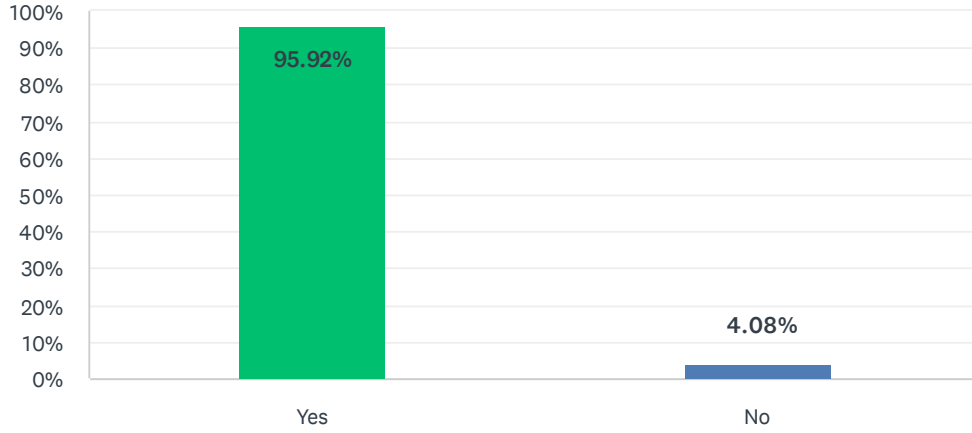
Answered: 49 Skipped: 0



ANSWER CHOICES	RESPONSES	
Yes	97.96%	48
No	2.04%	1
TOTAL		49

Q11 Would you recommend attending an EUCG Workshop to a colleague?

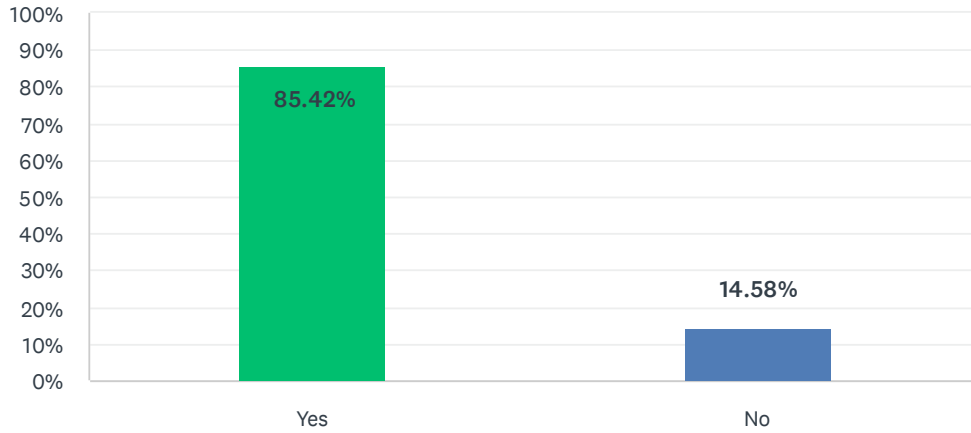
Answered: 49 Skipped: 0



ANSWER CHOICES	RESPONSES	
Yes	95.92%	47
No	4.08%	2
TOTAL		49

Q13 Would you like to see “hybrid” model EUCG workshops where you can choose to attend either in-person or virtually?

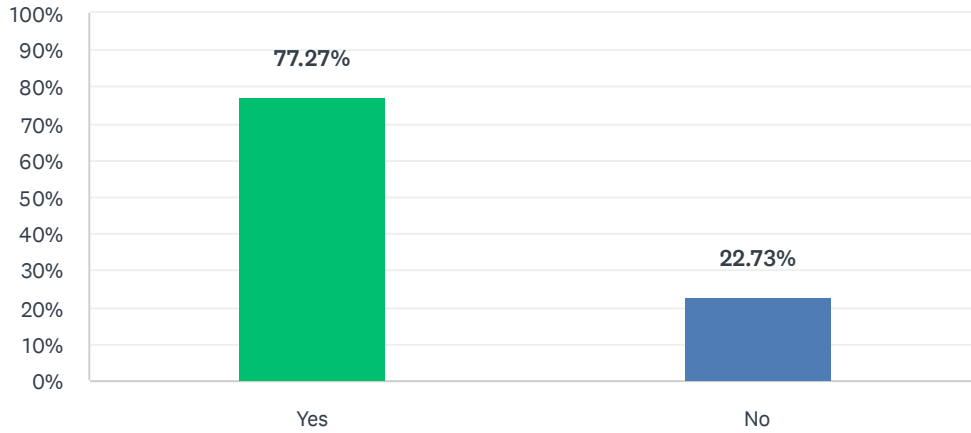
Answered: 48 Skipped: 1



ANSWER CHOICES	RESPONSES	
Yes	85.42%	41
No	14.58%	7
TOTAL		48

Q14 Would you like to see EUCG have webinars on specific topics in between workshops?

Answered: 44 Skipped: 5



ANSWER CHOICES	RESPONSES	
Yes	77.27%	34
No	22.73%	10
TOTAL		44